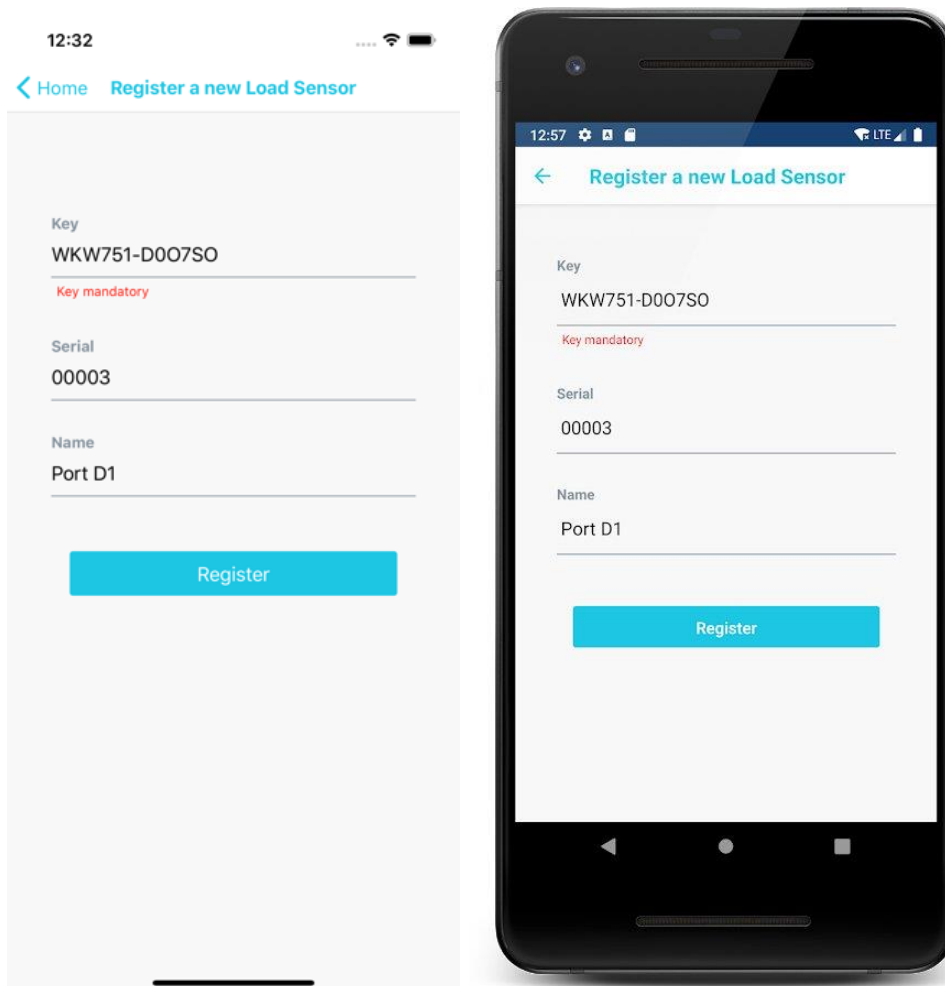


App Quick Guide

View your sensor live loads on our [smartphone app](#) - point your phone camera at the QR code below to download the app.



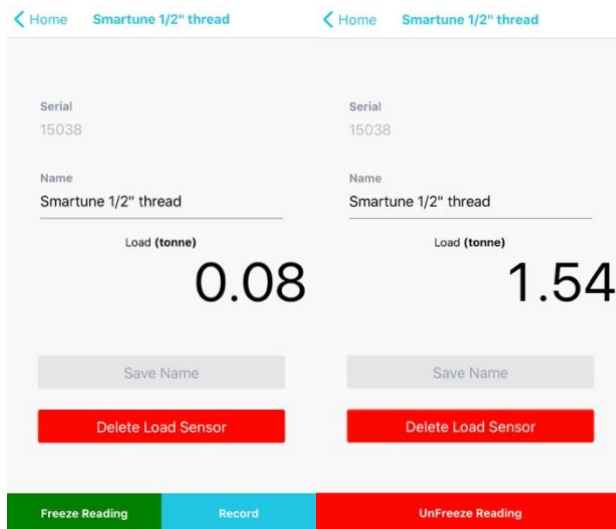
To add your sensor, install the batteries, enter the 5 digit sensor serial number and 12-character key provided with the sensor to allow the app to listen to the sensor.



Give the sensor a pull to verify the change in load.

App functionality

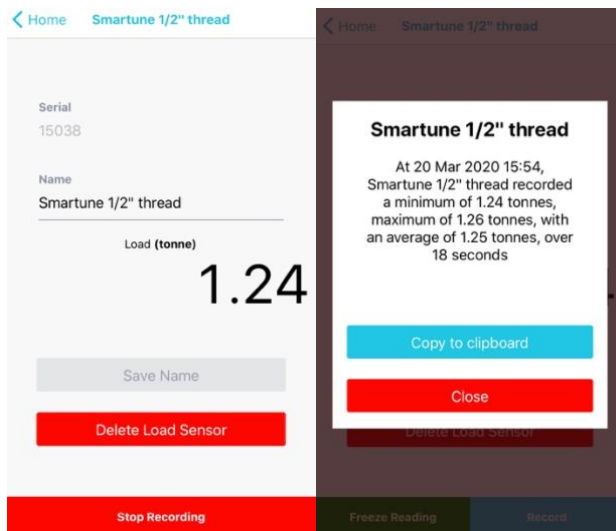
Freezing Sensor reading



This button freezes the load value onscreen.

(This does not record the value)

Record



This button records the specific load data until 'Stop Recording' is pressed. A summary of the data is then displayed onscreen, with an option to copy the summary to clipboard for pasting into another app e.g. Notes

NOTE:

1. This app does not work in the background. If the user switches to another app while recording, the data will be lost.
2. It is possible to record multiple sensors, but 'Record' will need to be pressed for each. Once 'Stop Recording' is pressed, screenshot each summary to capture the data, as switching to another app to paste the data will stop recording. This will be addressed in future app updates.